

Theatre Virtual Learning

Intro to theatre Props

May 21



Lesson: **May 21**

Objective/Learning Target:

The student will learn how to set up a scene change schedule for props


Props

Let's Get Started / Warm Up Activities:

How long should a scene change take?

How do the backstage people know what prop to grab?






Props: Shifting the Scenery

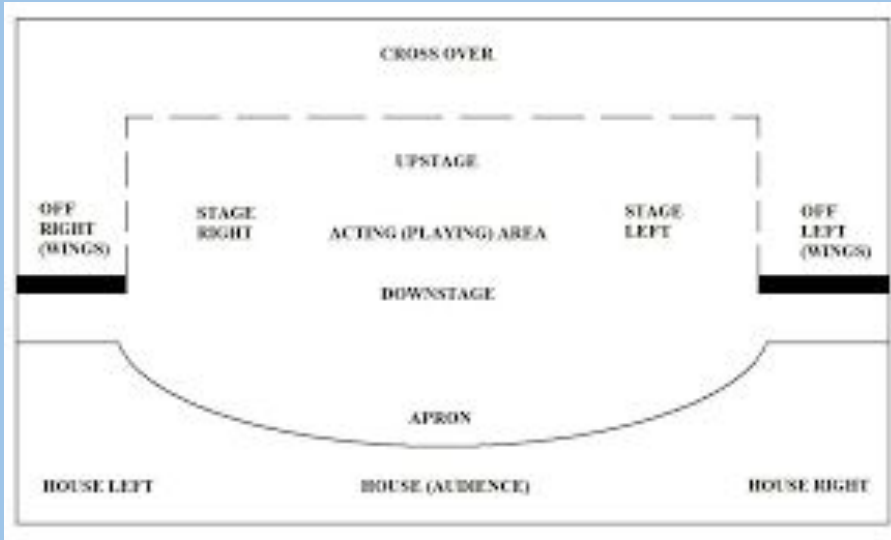
- Once the props have been acquired and laid out in an organized fashion backstage, the next job is to plan the moving of the props.
- Depending on the theatre, different people could assume the role of organizing the stage crew that moves props. The Props Master/Designer, the Stage Manager, the Assistant Stage Manager, Shift Manager...






Props: Shifting the scenery

- Whoever assumes the responsibility must plan out all scene changes in a very organized fashion, similar to dance choreography.
- They will determine exactly where each prop enters the stage and exits the stage.
- They will know exactly where the prop is stored backstage when not in use.
- They will direct all stage hands in the movement of the props with specific instructions on how and where to move.






Props:
Example 2

Note the
spike tape
column for
location

Spike Tape Color	Furniture Unit/Prop	Where	Character (Actor) & Crew (Bolded)
Act 1, Scene 1: Another Op'nin			
White	SR Panel	Off SR	Wiedrich & Liu
	SL Panel	Off SL	
Red	Ghost Light	CS	Hesslau
	Caster CS Look	CS	Wiedrich & Liu
	SR Angled Caster Look	DSR	Hattie (Delaney) & Pop (Dick)
	DS Stanchion	SR VOM	Hermosillo
	US Stanchion	SR VOM	Elfenbaum
	Red Rug	SR VOM	Hesslau
I2, I6, II4, II6: The Backstage Corridor			
Yellow	SR Panel	SR	Hattie (Delaney) & Hesslau
	SL Panel	SR of CS	Berg & Liu Ralph (Alex) & Wiedrich
	C Angled Caster Look	CS	Harry (Jeff) & Wiedrich Hampton Ensemble (Annie) & (Colleen)
	Pop's Podium	SR	Stagehand 1 (Katherine)
	Pop's Stool	SR	Pop (Dick)




Kiss Me, Kate

Props List

Act, Scene	Prop #	Prop (Quantity)	Page #	Set/Character	Notes	Req	Per
1, 1	2	Crescent Wrench	6	(Bokenkamp)			X
	3	Stepladder	6	(Bokenkamp)			X
	4	Fabric Tape Measure	6	Wardrobe Lady (Deppe)			X
	5	Paparazzi Cameras (2)	6	Paparazzi (Asplund/Welsh-Huggins)	Lightweight, incorporated in choreography		X
	10	Stanchions (2) with Velvet rope	6	(Bokenkamp)			X
	15	With Velvet ropes (2)	6	(Bokenkamp)			X
	20	Red Rug	6	Paparazzi	Length of Velvet rope #15		X
	25	Mop	6	Pops (Schacht)			X
	30	Bucket	6	Pops (Schacht)			X
	35	Push Broom	6	Pops (Schacht)			X
	40	SM's Clipboard	6	Ralph (Hutton)			X
	41	With Run Sheets	6	Ralph (Hutton)			X
	45	SM's Headset	6	Ralph (Hutton)			X
	50	Ghost Light	6	(Bokenkamp)			X
	55	Costume Rack	6	Wardrobe Lady (Deppe)	Also on Pg 81.		X
	60	With Shrew Costumes & Hat	6	Wardrobe Lady (Deppe)	Also on Pg 81.		X
	65	Beach Bags (2)	6	(Bruton & Hamilton)	Flirty Hampton Girls		X
	66	With Beach Towels (2)	6	(Bruton & Hamilton)	Flirty Hampton Girls		X
	68	With Dogs	6	TBD		Not real, Please discuss with costumes	
	70	Beach Umbrella (1)	6	TBD		Please discuss with costumes	
	75	Chair	8	Hattie (Sterling)		Director's Chair Style	
80	Lois's Starbucks Cup	8	Hattie (Sterling)			X	
85	Lois's Cell Phone	13	Lois (Ligouri)		Used again on pg 14		X


Props:
Example 3

This is an
early chart
for prop
tracking.



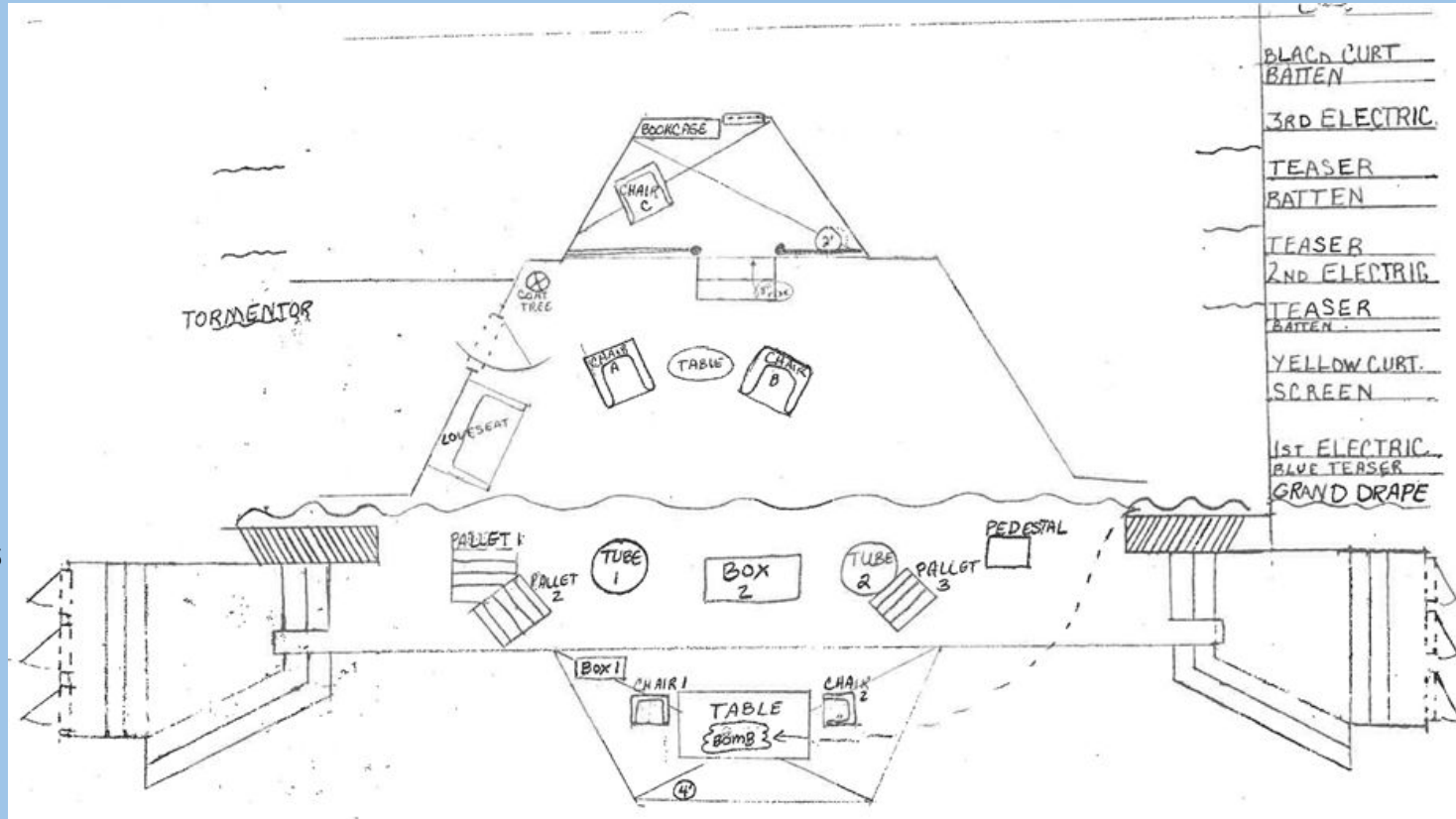
Practice: Prop Challenge


- Based off of the charts in the previous slides, your experience, and any other research you want to look at, create your own prop scene change chart for the sample show in the next slide.
- The set comes from an actual production of Sherlock Holmes. The set on stage is Sherlock's Flat and the set in front of the grand drape is located on the apron and an extension built in front of the stage.
- The scene changes go as follows:
 - Scene One: In the Flat (Behind the Grand Drape)
 - Scene Two: Warehouse (In front of the Grand Drape)
 - Scene Three: Back to the Flat (Behind the Grand Drape)



Practice prop challenge

Everything in front of the Grand Drape will need to be brought on during the 1st scene change and taken off in the second. (The warehouse blows up, so it all has to move).





Practice prop challenge

- Think about what necessary pieces of information your crew would need for this scene shift.
- Do they need to know who moves it, how many crew members move each piece, where they come from, where they put things...
- Make a column for each piece of information they would need.
- The bomb comes on during the scene, so it would not have to be preset on stage. However, it is there at the end of the scene.